

AQ / C TURNIER



Erste Westernreiter Union
Deutschland e.V.

9. - 11. Juni 2017



**Seehof Reibitz
PROGRAMMHEFT**

**Mensch.
Tier.
Wir.**

Übersicht AQ/C-Turnier Reibitz 9.-11.6.2017 :

Veranstalter	Reichel UG & Co. Veranstaltungen KG, Teichstr. 2 d, 04509 Löbnitz OT Reibitz
Turnierleiter	Kerstin Libuschewski
Richter	Carmen Voigtland, George Maschalani
Ringstewards	Sascha Matz, Simone Salzer
EWU-Stewards	Andrea Weich, Annett Steinmetz
Meldestelle	Gudrun Hellwig Donnerstag: 16.00 – 21.00 Uhr Freitag: 05.30 – 20.00 Uhr Samstag: 05.30 – Ende der letzten Prüfung Sonntag: 05.30 – Ende der letzten Prüfung
Tierarzt	Grit Dautel-Klingeberg 0172/392 35 31 Tierklinik Leipzig (0341) 97 38-330
Turnierschmied	Michael Dayß (vor Ort am Stall)
Arzt	Franziska Faßbinder 0173/5811207

Zeitplan AQ/C-Turnier Reibitz 9.-11.6.2017 :

Veranstaltungstag: Freitag, 09.06.2017

Reithalle

Beginn	Prüfung	Prüfungsbezeichnung	Dauer	Ende	Starts	Reitplatz
07:00	LK 1A SSH	Showmanship at Halter	00:20	07:20	5	Reithalle
07:20	LK 2A SSH	Showmanship at Halter	00:20	07:40	5	Reithalle
07:40	LK 3A SSH	Showmanship at Halter	00:30	08:10	8	Reithalle
08:10	Q LK 1/2 A SSH	Qualifikationsklasse Showmanship at Halter	00:30	08:40	8	Reithalle
08:40	LK 4/5 A WHS	Western Horsemanship	00:30	09:10	11	Reithalle
09:10	LK 3A WHS	Western Horsemanship	00:50	10:00	17	Reithalle
10:00	LK 2A sen WPL	Senior Western Pleasure	00:20	10:20	9	Reithalle
10:20	LK 1A sen WPL	Senior Western Pleasure	00:20	10:40	8	Reithalle
10:40	LK 1/2 A jun WPL	Junior Western Pleasure	00:10	10:50	5	Reithalle
10:50	JUPF BA 4j	Jungpferde Basis 4 jährig	00:50	11:40	10	Reithalle
11:40	Pause	Mittagspause				
12:10	JUPF BA 5j	Jungpferde Basis 5 jährig	00:50	13:00	10	Reithalle
13:00	YOUNGSTARS	YOUNGSTARS All-Around Challenge	00:40	13:40	8	Reithalle
13:40	LK 4/5 A RR	Ranch Riding	00:50	14:30	10	Reithalle
14:30	LK 3A RN	Reining	00:50	15:20	7	Reithalle
15:20	LK 4A RN	Reining	00:40	16:00	6	Reithalle
16:00	LK 1/2 B WPL	Western Pleasure	00:20	16:20	6	Reithalle

Außenplatz

Beginn	Prüfung	Prüfungsbezeichnung	Dauer	Ende	Starts	Reitplatz
07:00	LK 3A RR	Ranch Riding	01:10	08:10	17	Außenplatz
08:10	LK 1 jun RR	Junior Ranch Riding	00:50	09:00	13	Außenplatz
09:00	LK 2 jun RR	Junior Ranch Riding	00:20	09:20	4	Außenplatz
09:20	LK 1A sen RR	Senior Ranch Riding	01:10	10:30	18	Außenplatz
10:30	LK 2A sen RR	Senior Ranch Riding	01:20	11:50	20	Außenplatz
11:50	Pause	Mittagspause				
12:20	LK 1/2 jun TH	Junior Trail	00:30	12:50	7	Außenplatz
12:50	LK 1A sen TH	Senior Trail	00:40	13:30	13	Außenplatz
13:30	LK 2A sen TH	Senior Trail	01:10	14:40	15	Außenplatz
14:40	LK 1/2 A sen SUHO	Senior Superhorse	00:50	15:30	9	Außenplatz
15:30	LK 1/2 B sen SUHO	Senior Superhorse	00:20	15:50	4	Außenplatz
15:50	Q LK 2/1 A sen SUHO	Qualifikationsklasse Senior Superhorse	00:40	16:30	8	Außenplatz
16:30	Q LK 2/1 B sen SUHO	Qualifikationsklasse Senior Superhorse	00:40	17:10	4	Außenplatz
17:10	Q LK 1/2 H&D TH	Horse & Dog Trail	00:30	17:40	6	Außenplatz

Zeitplan AQ/C-Turnier Reibitz 9.-11.6.2017 :

Veranstaltungstag: Samstag, 10.06.2017

Reithalle

Beginn Prüfung	Prüfungsbezeichnung	Dauer	Ende	Starts	Reitplatz
07:00	LK 5 SSH	00:20	07:20	4	Reithalle
07:20	LK 4B SSH	00:20	07:40	5	Reithalle
07:40	LK 1-3 B SSH	00:30	08:10	7	Reithalle
08:10	Q LK 2/1 B SSH	00:20	08:30	5	Reithalle
08:30	LK 3B RN	00:40	09:10	5	Reithalle
09:10	LK 4B RN	00:30	09:40	4	Reithalle
09:40	LK 1/2 B RN	00:40	10:20	5	Reithalle
10:20	JUPF RN	01:10	11:30	11	Reithalle
11:30	YOUNGSTARS	00:20	11:50	4	Reithalle
11:50	Pause				
	Mittagspause				
12:20	LK 4/5 B RR	00:50	13:10	14	Reithalle
13:10	LK 1A WHS	00:40	13:50	14	Reithalle
13:50	LK 2A WHS	00:40	14:30	15	Reithalle
14:30	LK 1/2 B WHS	00:20	14:50	8	Reithalle
14:50	WT Horsemanship	00:30	15:20	7	Reithalle
15:20	LK 1 jun RN	00:30	15:50	4	Reithalle
15:50	LK 1A sen RN	01:10	17:00	12	Reithalle
17:00	LK 2A sen RN	01:20	18:20	12	Reithalle
18:20	Sonderprüfung	00:20	18:40	2	Reithalle

Außenplatz

Beginn Prüfung	Prüfungsbezeichnung	Dauer	Ende	Starts	Reitplatz
07:00	Q LK 2/1 jun RR	01:00	08:00	15	Außenplatz
08:00	Q LK 2/1 A sen	02:10	10:10	34	Außenplatz
10:10	LK 1B RR	00:30	10:40	6	Außenplatz
10:40	LK 2B RR	00:20	11:00	5	Außenplatz
11:00	Pause				
	Mittagspause				
11:30	Q LK 2/1 B RR	01:00	12:30	16	Außenplatz
12:30	LK 3B RR	01:00	13:30	11	Außenplatz
13:30	LK 3A TH	00:50	14:20	16	Außenplatz
14:20	LK 3B TH	00:30	14:50	8	Außenplatz
14:50	LK 1B TH	00:20	15:10	4	Außenplatz
15:20	LK 2B TH	00:30	15:50	4	Außenplatz
15:50	LK 1/2 WR	00:50	16:40	9	Außenplatz
16:40	LK 1-3 B WR	00:30	17:10	5	Außenplatz
17:10	Q LK 2/1 A WR	01:00	18:10	11	Außenplatz
18:10	Q LK 2/1 B WR	00:30	18:40	5	Außenplatz

Zeitplan AQ/C-Turnier Reibitz 9.-11.6.2017 :

Veranstaltungstag: Sonntag, 11.06.2017

Reithalle

Beginn	Prüfung	Prüfungsbezeichnung	Dauer	Ende	Starts	Reitplatz
07:00	LK 4/5 A WPL	Western Pleasure	00:20	07:20	8	Reithalle
07:20	LK 4/5 B WPL	Western Pleasure	00:20	07:40	9	Reithalle
07:40	WT Pleasure	Walk Trot Pleasure	00:20	08:00	7	Reithalle
08:00	LK 3A WPL	Western Pleasure	00:20	08:20	15	Reithalle
08:20	LK 3B WPL	Western Pleasure	00:20	08:40	8	Reithalle
08:40	Q LK 2/1 A jun WPL	Qualifikationsklasse Junior Western Pleasure	00:20	09:00	6	Reithalle
09:00	Q LK 2/1 A sen WPL	Qualifikationsklasse Senior Western Pleasure	00:20	09:20	14	Reithalle
09:20	Q LK 2/1 B WPL	Qualifikationsklasse Western Pleasure	00:20	09:40	8	Reithalle
09:40	FZ	Führzügelklasse	00:20	10:00	6	Reithalle
10:00	LK 4B WHS	Western Horsemanship	00:30	10:30	11	Reithalle
10:30	LK 5B WHS	Western Horsemanship	00:20	10:50	4	Reithalle
10:50	LK 3B WHS	Western Horsemanship	00:20	11:10	8	Reithalle
11:10	Q LK 2/1 B WHS	Qualifikationsklasse Western Horsemanship	00:40	11:50	14	Reithalle
11:50	Pause					
12:20	Q LK 2/1 A WHS	Qualifikationsklasse Western Horsemanship	01:00	13:20	23	Reithalle
anschl.	Q LK 2/1 jun RN	Qualifikationsklasse Junior Reining	00:50	14:10	10	Reithalle
anschl.	Q LK 2/1 B RN	Qualifikationsklasse Reining	00:30	14:40	6	Reithalle
anschl.	Q LK 2/1 A sen	Qualifikationsklasse Senior Reining	01:50	16:30	21	Reithalle

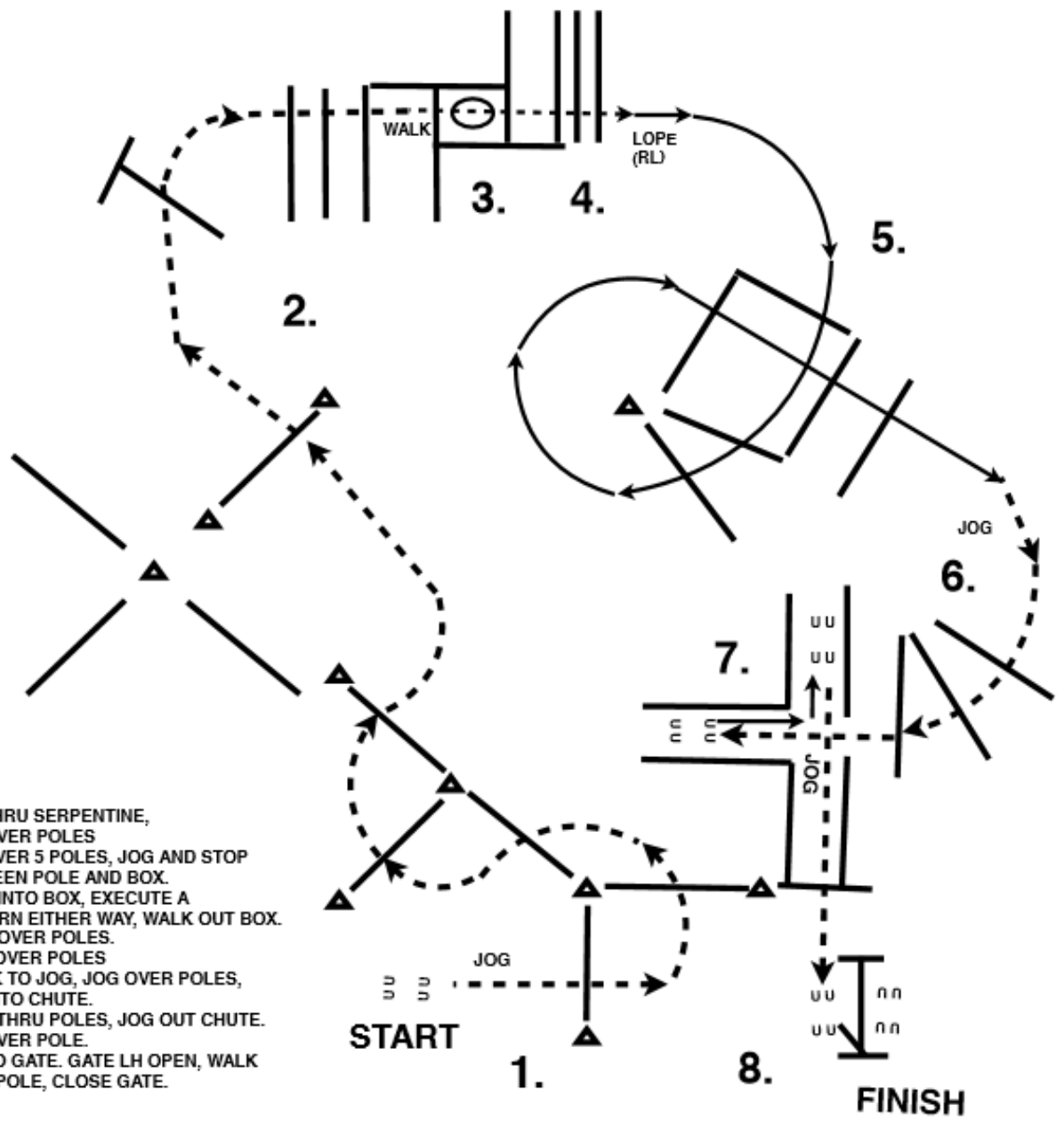
Außenplatz

Beginn	Prüfung	Prüfungsbezeichnung	Dauer	Ende	Starts	Reitplatz
07:00	JUPF TH 4j	Jungpferde Trail 4 jährig	00:40	07:40	8	Außenplatz
07:40	JUPF TH 5j	Jungpferde Trail 5 jährig	01:00	08:40	9	Außenplatz
08:40	LK 5A TH	Trail	00:20	09:00	5	Außenplatz
09:00	LK 4/5 B TH	Trail	00:40	09:40	10	Außenplatz
09:40	LK 4A TH	Trail	00:20	10:00	6	Außenplatz
10:00	WT Trail	Walk Trot Trail	00:40	10:40	5	Außenplatz
10:40	Q LK 2/1 jun TH	Qualifikationsklasse Junior Trail	00:40	11:20	9	Außenplatz
11:20	Pause					
11:50	Q LK 2/1 B TH	Qualifikationsklasse Trail	01:00	12:50	13	Außenplatz
anschl.	Q LK 2/1 A sen	Qualifikationsklasse Senior Trail	01:50	14:40	25	Außenplatz

Pattern Übersicht AQ/C-Turnier Reibitz 9.-11.6.2017 :

Disziplin	Pattern
RN Q LK 1/2 A sen., B	7
RN Q LK 1/2 jun.	6
RN LK 1/2 A sen., B	11
RN LK 1 jun.	8
RN LK 3 A/B	6
RN LK 4 A/B	14
FN Reining junge Reiter	11
WR Q LK 1/2A + Q LK 1/2 B	6
WR LK 1/2	7
LK 1-3 B WR	6
SUHO Q LK 1/2 A sen., B	2
SUHO LK 1/2 A sen., B	3
JUPF RN	3
JUPF BA 4 j.	2
JUPF BA 5 j.	2
JUPF TH 4 j.	4
JUPF TH 5 j.	5
Youngstar RN	5
Youngstar Challenge	1

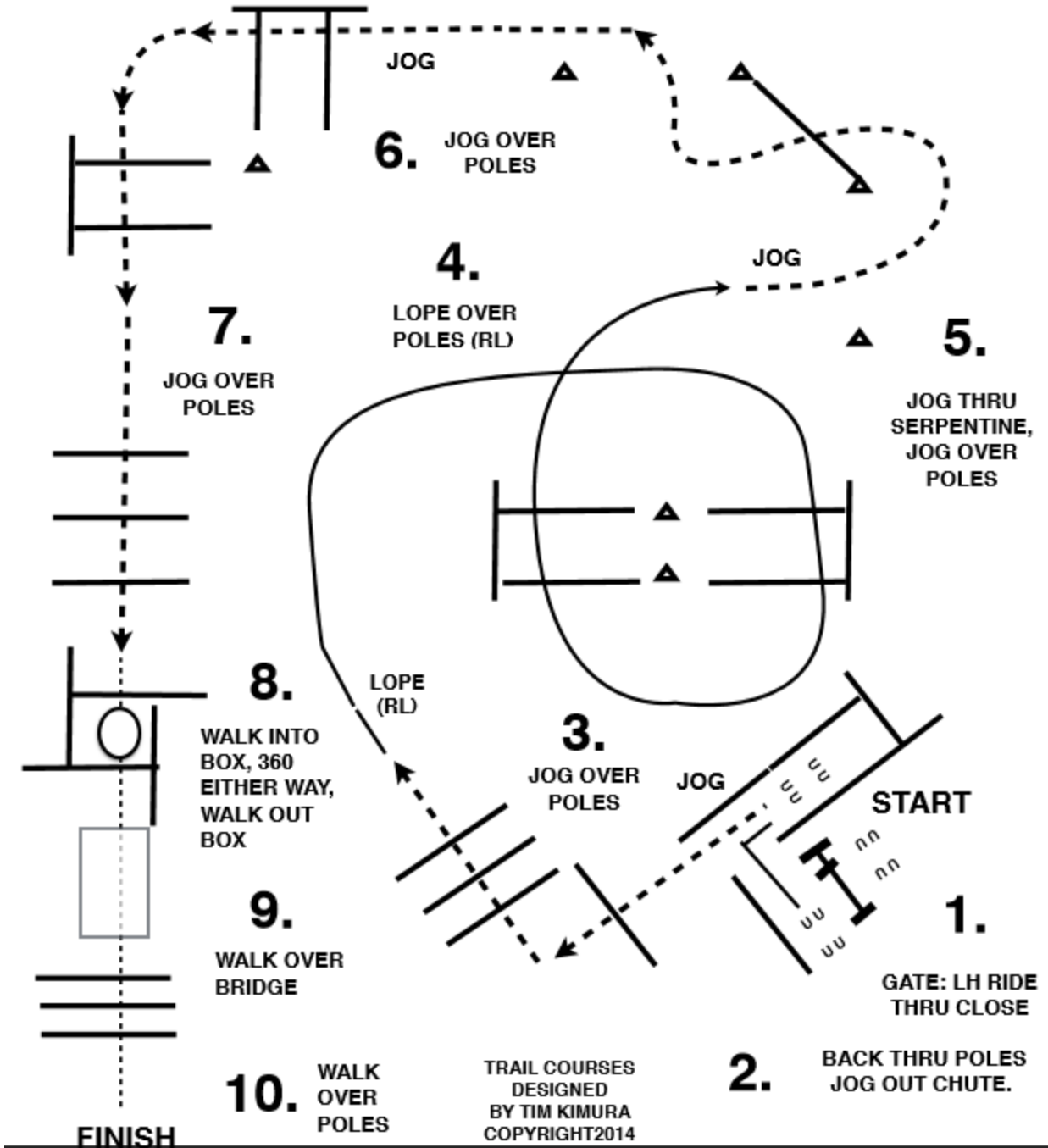
Pattern Q LK 1/2 A sen. + Q LK 2/1 B + LK 1/2 jun. Trail (#3 aus Q Patternpool 2017)



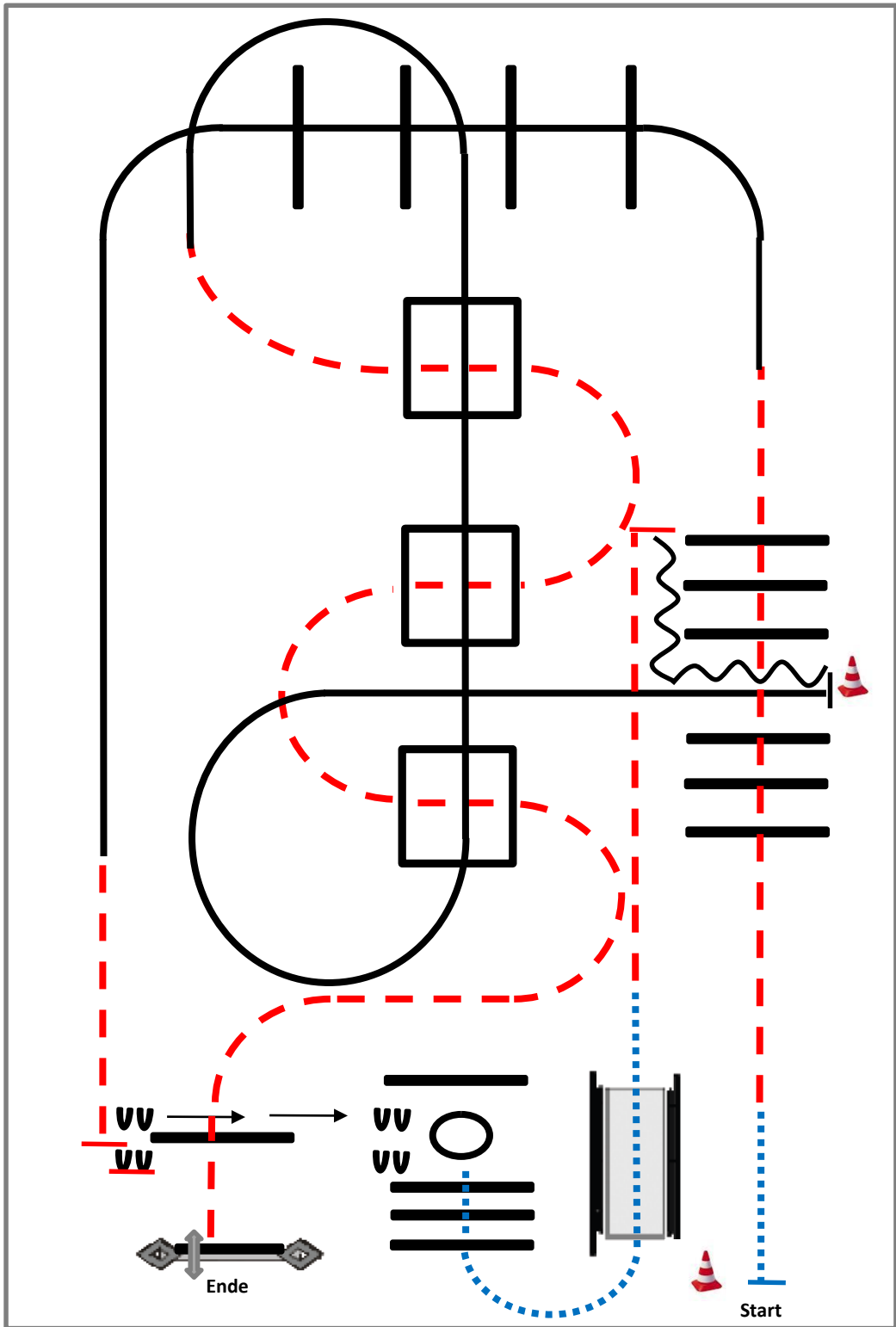
1. JOG THRU SERPENTINE, JOG OVER POLES
2. JOG OVER 5 POLES, JOG AND STOP BETWEEN POLE AND BOX.
3. WALK INTO BOX, EXECUTE A 360 TURN EITHER WAY, WALK OUT BOX.
4. WALK OVER POLES.
5. LOPE OVER POLES
6. BREAK TO JOG, JOG OVER POLES, JOG INTO CHUTE.
7. BACK THRU POLES, JOG OUT CHUTE. JOG OVER POLE.
8. JOG TO GATE. GATE LH OPEN, WALK OVER POLE, CLOSE GATE.

Pattern Q LK 1 / 2 A jun. Trail

(#4 aus Q Patternpool 2017)



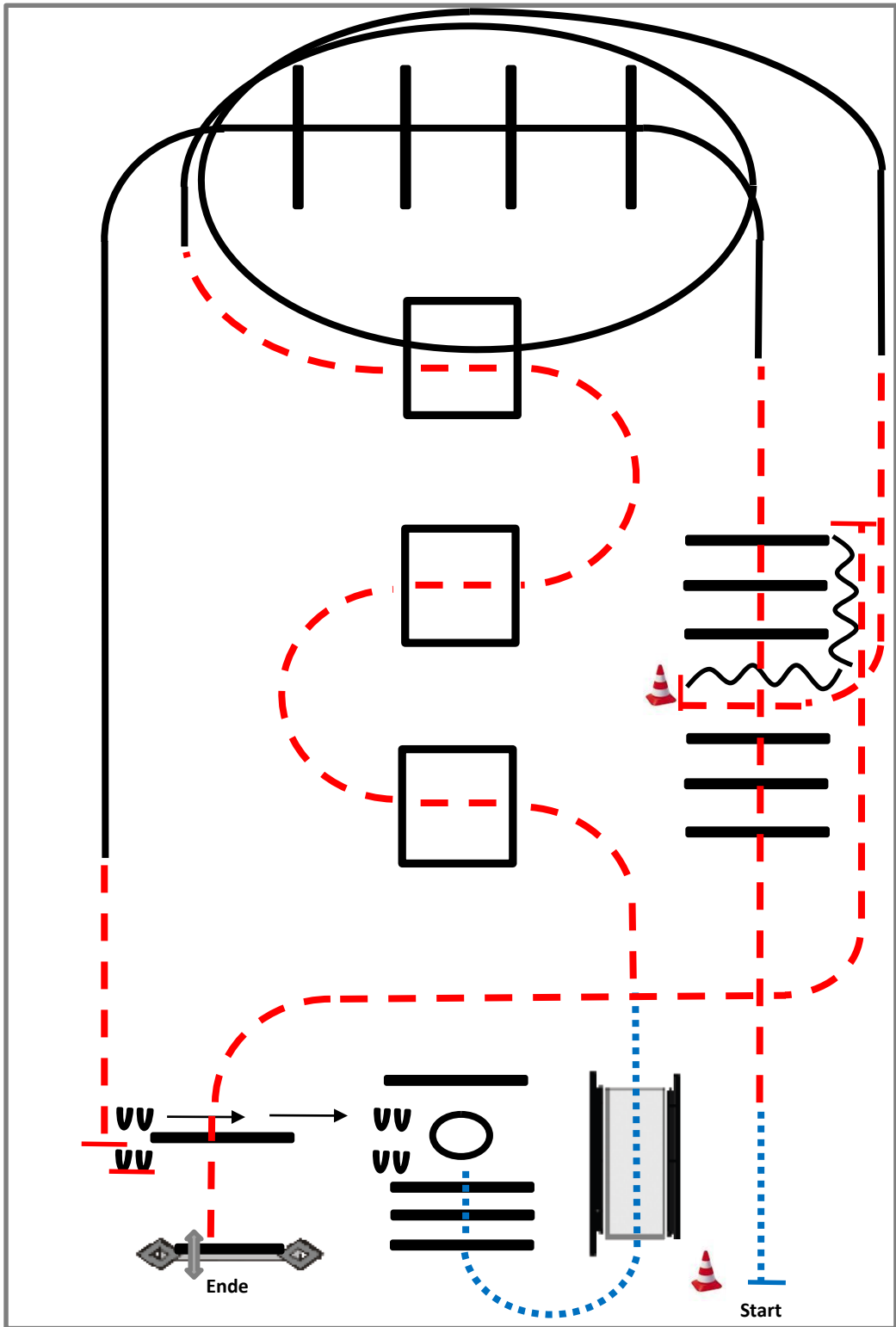
Pattern TH LK 1/2 A sen + 1/2 B



- 1) Walk, jog over.
- 2) Lope left lead, lope over.
- 3) Jog, sidepass left.
- 4) Turn 360 right or left.
- 5) Walk over.
- 6) Bridge.
- 7) Walk, jog over.
- 8) Lope right lead, lope over.
- 9) Lope in, stop, back, jog, Jog over,
- 10) Rope-Gate (with pole).

	Back
	Lope
	Trot
	Walk
	Lead change flying/simple

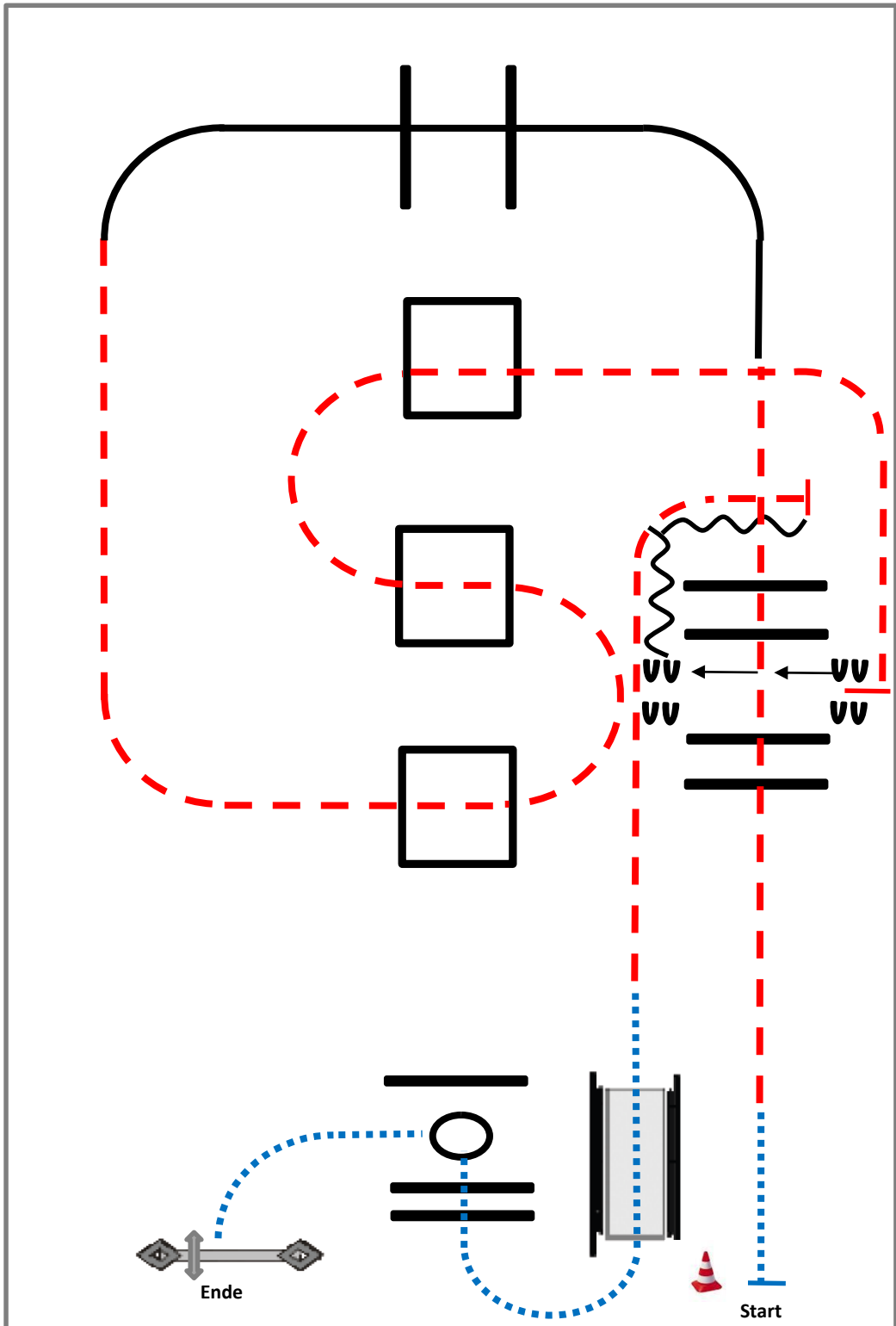
Pattern TH LK 3 A/B



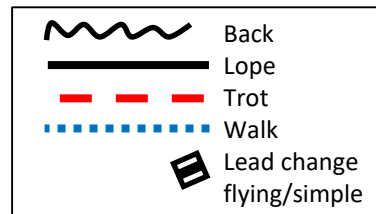
- 1) Walk, jog over.
- 2) Lope left lead, lope over.
- 3) Jog, sidepass left.
- 4) Turn 360 right or left.
- 5) Walk over.
- 6) Bridge.
- 7) Walk, jog over.
- 8) Lope right lead, lope over.
- 9) Jog, stop, back, jog, Jog over,
- 10) Rope-Gate (with pole).

	Back
	Lope
	Trot
	Walk
	Lead change flying/simple

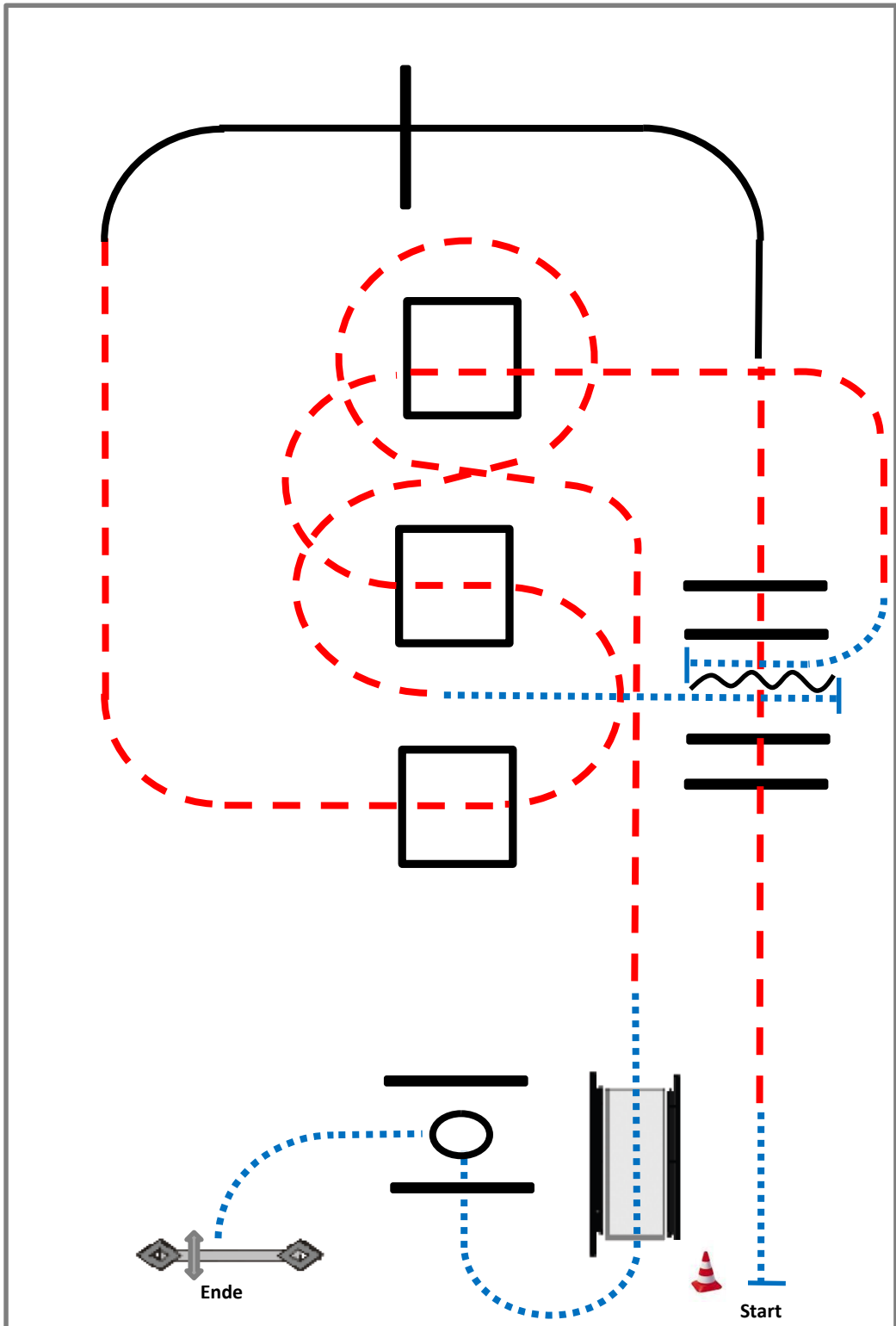
Pattern TH LK 4 A



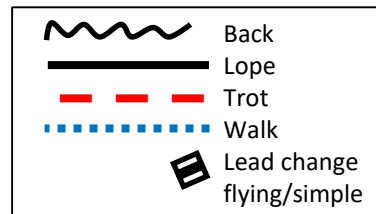
- 1) Walk, jog over.
- 2) Lope left lead, lope over.
- 3) Jog over.
- 4) siedepass right.
- 5) Back.
- 6) Jog, walk, bridge.
- 7) Walk, 270 right, walk.
- 8) Rope-Gate.



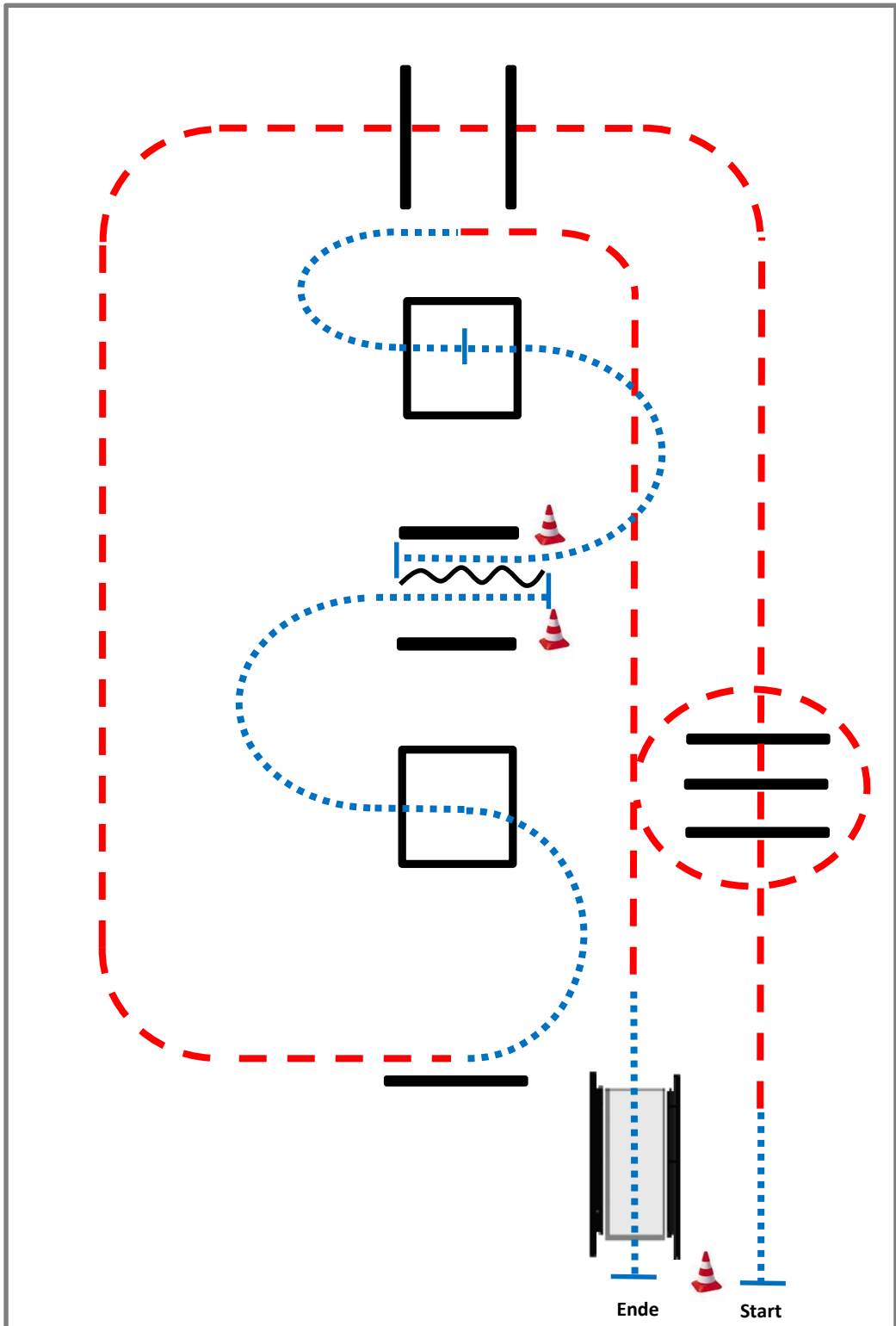
Pattern TH LK 4/5 B und LK 5A








- 1) Walk, jog over.
- 2) Lope left lead, lope over.
- 3) Jog over
- 4) Walk in, back, walk.
- 5) jog around.
- 6) Bridge.
- 7) Walk, 270 right, walk.
- 8) Rope-Gate.



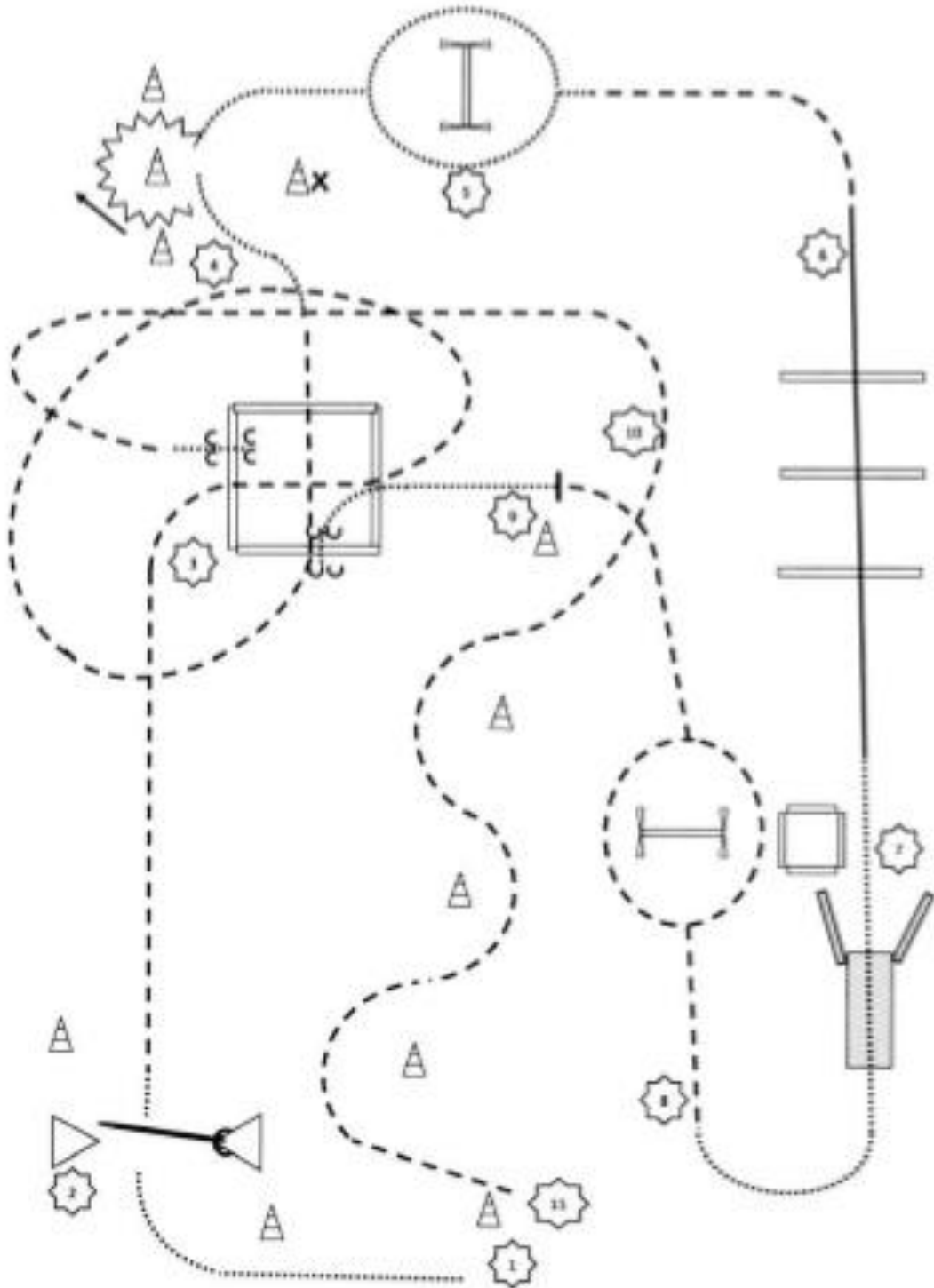
Pattern TH WT



- 1) Walk, jog over.
- 2) Jog over.
- 3) Walk over
- 4) Walk in, stop, back.
- 5) Walk in, stop, walk out.
- 6) Walk, jog, jog around.
- 7) Bridge, stop.

	Back
	Lope
	Trot
	Walk
	Lead change flying/simple

Pattern Q LK 1 / 2 H&D TH

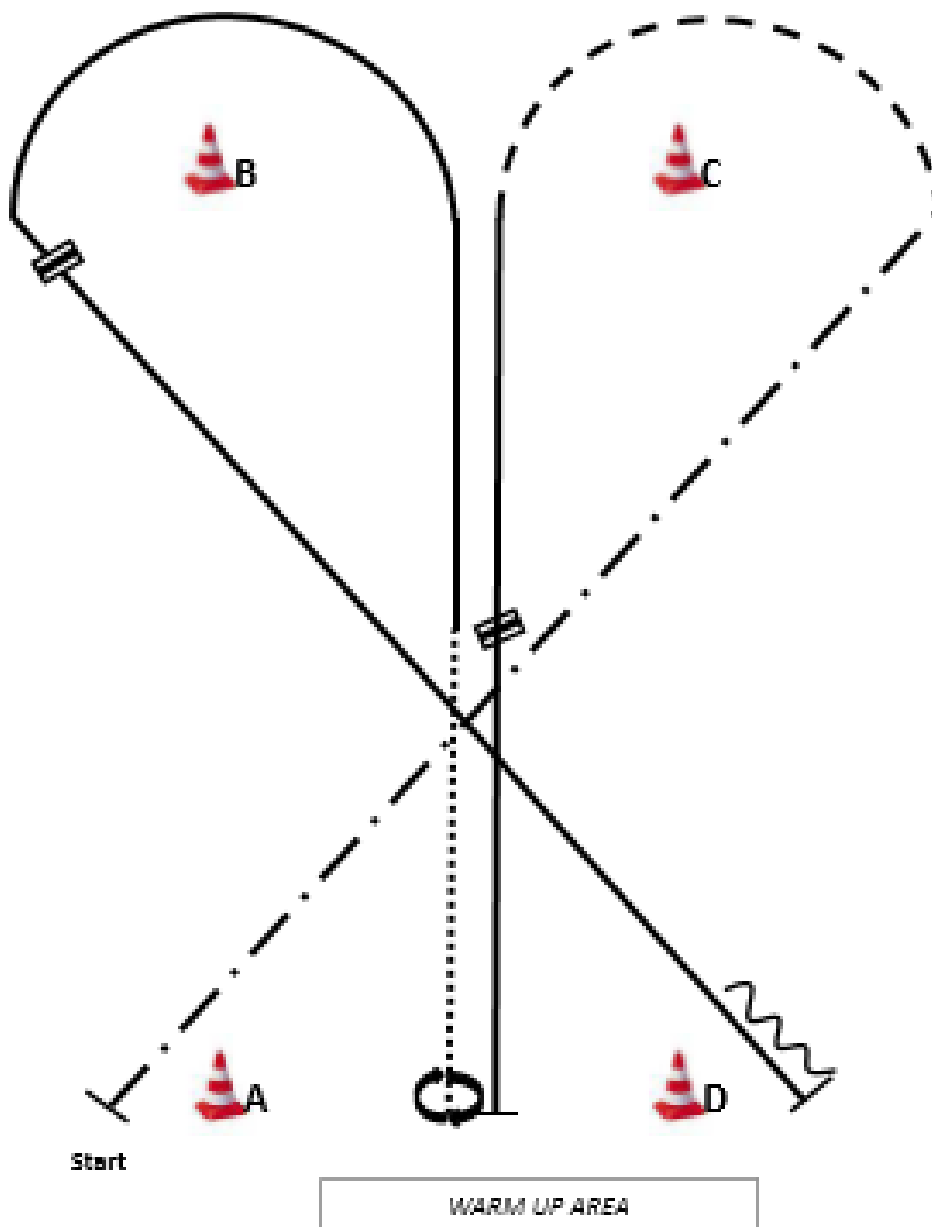


	Pferd & Reiter	Hund
1	An Pylone anhalten, Walk zu 2.	Hund abzuleinen. Hund bei Fuß.
2	Tor rückwärts öffnen, Tor schließen. Walk Jog zu 3.	Hund an Pylone ablegen. Hund durch das Tor abrufen, zur Pylone schicken, ablegen. Hund bei Fuß.
3	Jog over. Walk zu 4.	Hund bei Fuß durch Box. Hund bei Fuß.
4	Back up. Walk zu 5.	Hund an Pylone mit dem X ablegen. Hund bei Fuß.
5	Walk li. oder re. am Sprung vorbei. Jog zu 6.	Hund springt, Hund bei Fuß.
6	Lope over 3 Stangen. Walk zu 7.	Hund bei Fuß. Hund bei Fuß.
7	Walk über die Brücke. Walk zu 8.	Hund in Box ablegen. Hund über die Brücke abrufen. Hund bei Fuß.
8	Jog li. oder re. am Sprung vorbei. Jog zu 9.	Hund springt über den Sprung. Hund bei Fuß.
9	An Pylone anhalten. Walk over, Sidepass rechts. Walk out. Jog zu 10.	Hund bei Pylone ablegen. Hund durch die Box abrufen. Hund bei Fuß.
10	Jog Slalom, Jog zu 11.	Hund bei Fuß. Hund bei Fuß.
11	Anhalten, absteigen.	Hund anleinen.







Erklärung:

Sprung sollte 20 cm bis 40 cm hoch sein
(erhöhte Stange, Cavaletti, o.ä.).

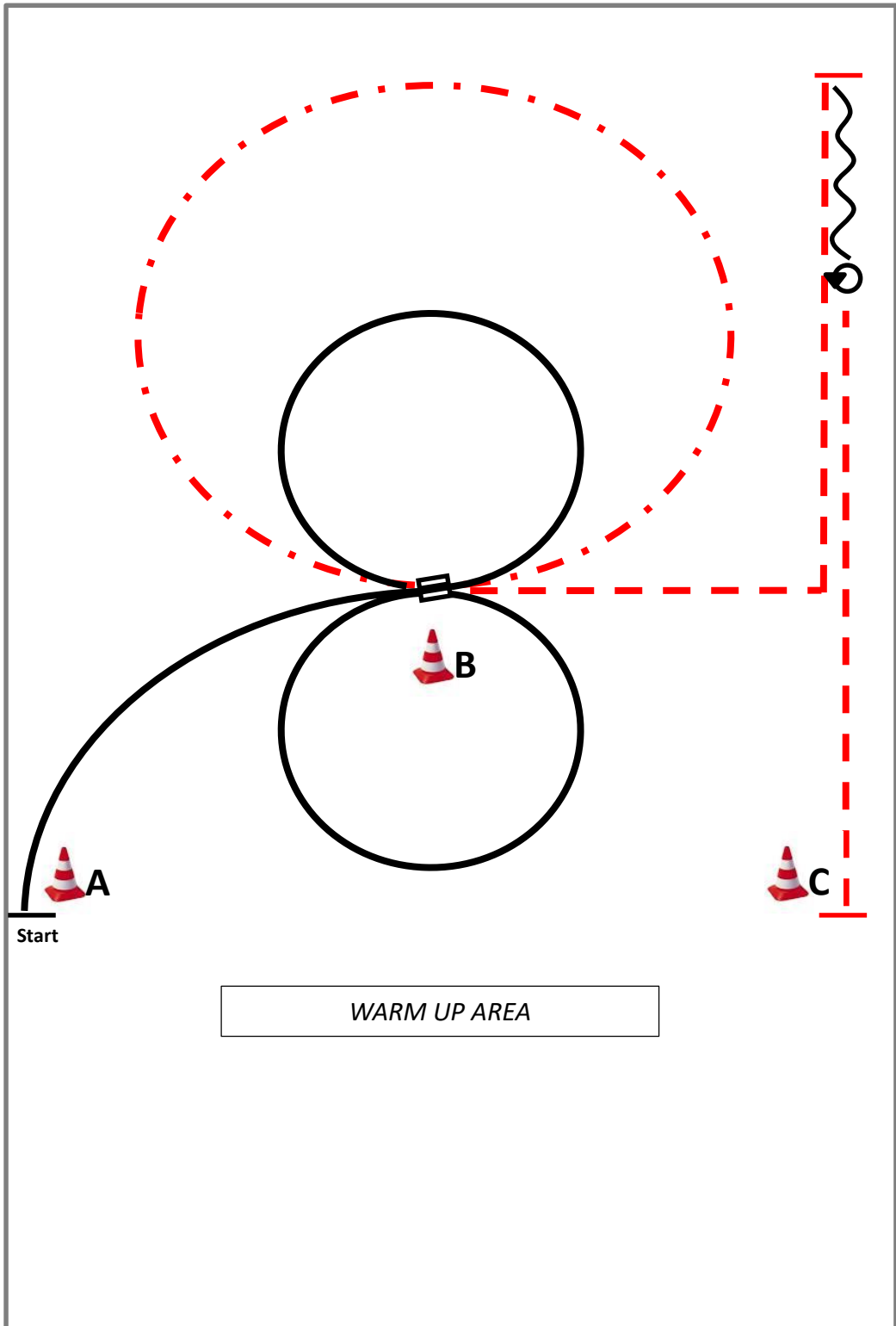
Pattern Q LK 1 / 2 A/B Western Horsemanship (#9 aus Q Patternpool)



1. Be ready at A, ext. Jog to C, jog around C, right lope, lead change, left lope, stop.
2. 540° turn (opt. r/l), walk, left lope.
3. Left lope, lead change, right lope, stop, back one horse length, stop. Walk to warm up area.

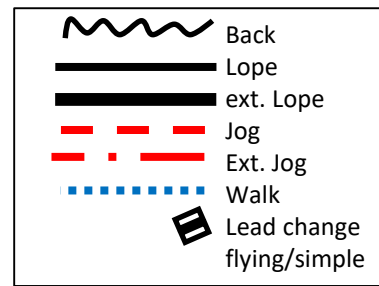
	Back
	Lope
	Jog
	Ext. Jog
	Walk
	Lead change: flying/simple

Pattern WHS LK 1 A/B, 2 A/B

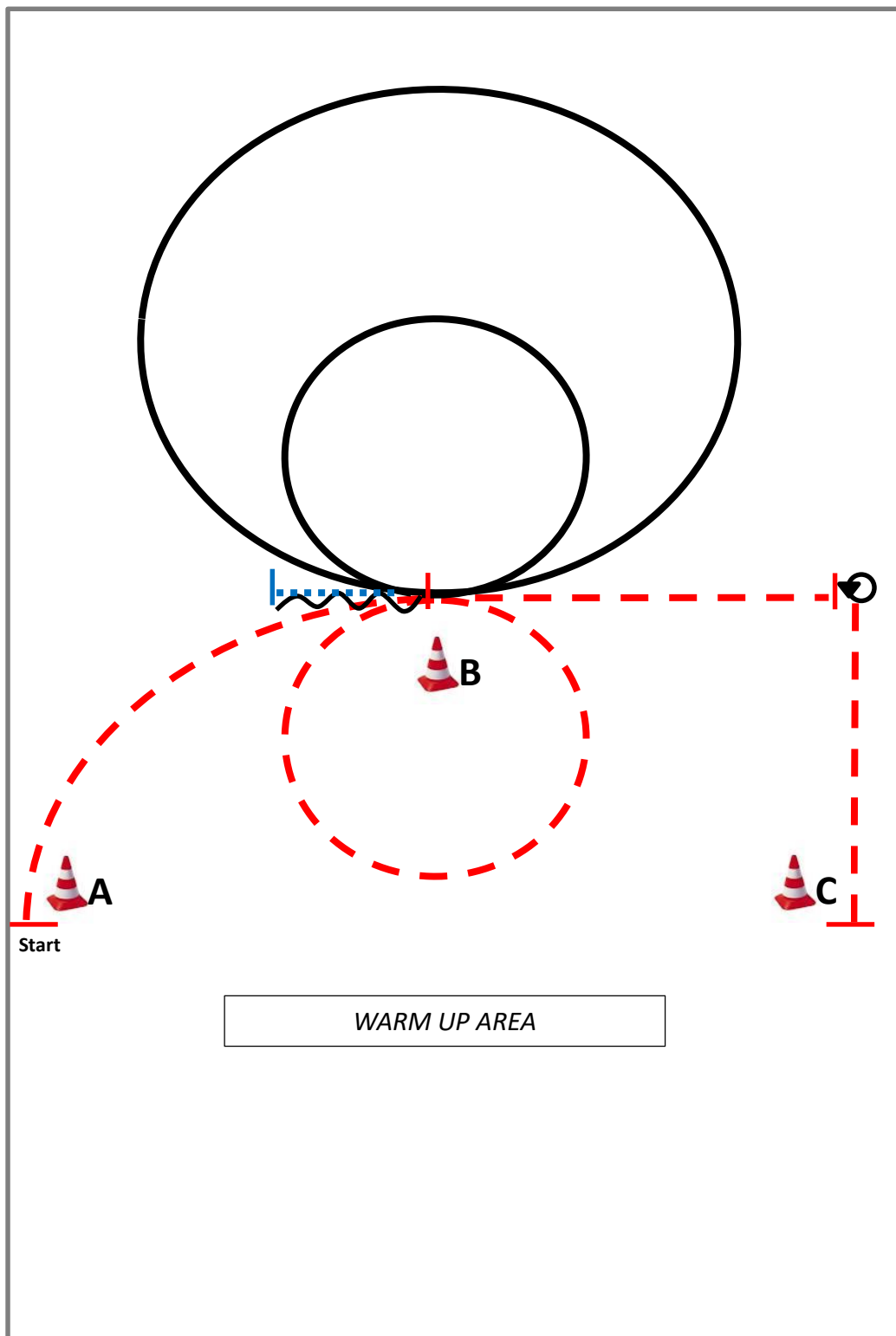


Be ready at A.

- 1) Lope right lead, small circle around B.
- 2) change leads.
- 3) Lope left lead small circle.
- 4) Extended Jog big circle.
- 5) Jog corner, stop.
- 6) Back.
- 7) 540 turn (right or left).
- 8) Jog, stop.










Pattern WHS LK 3 A/B

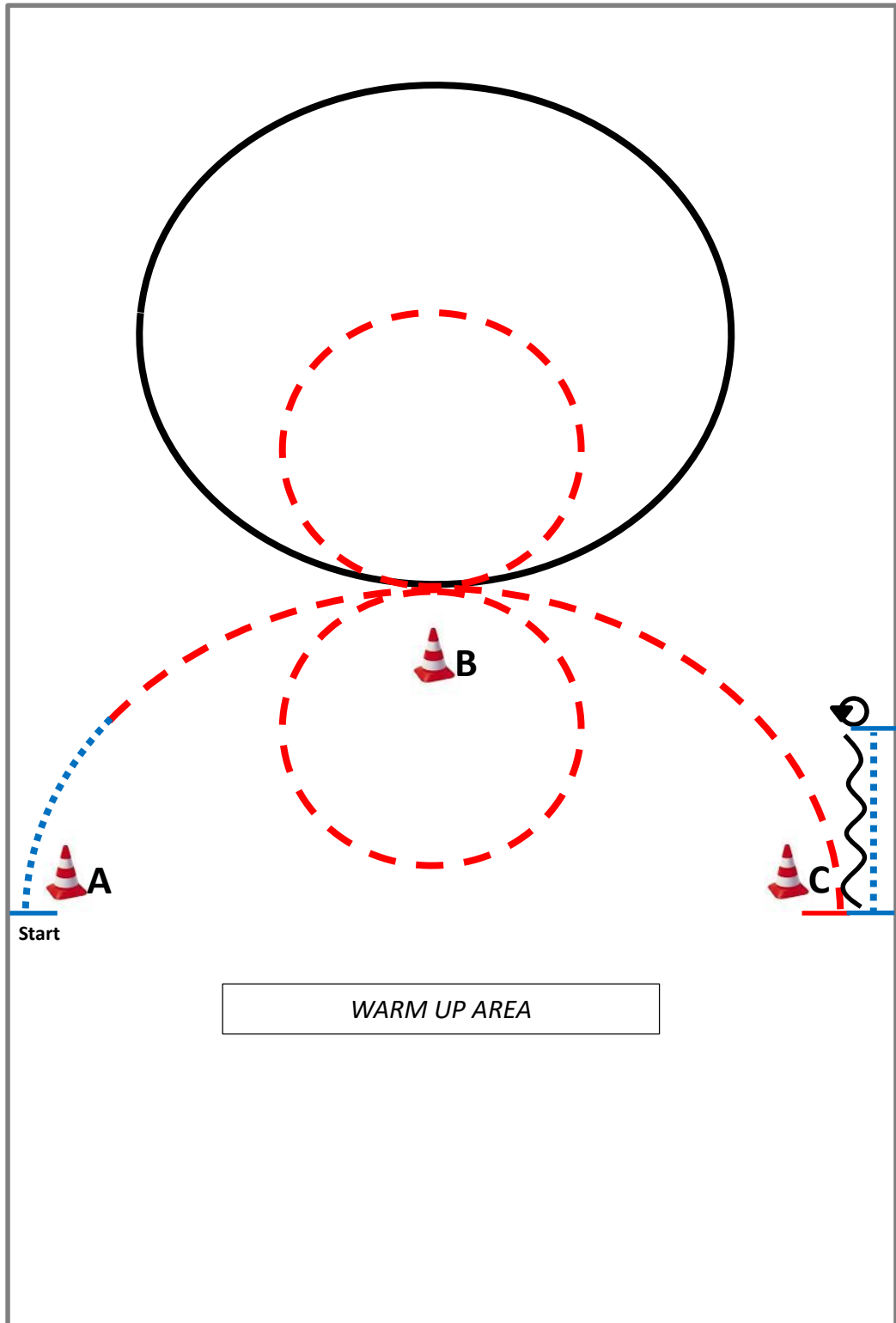


Be ready at A.








- 1) Jog.
- 2) Jog small circle around B.
- 3) Stop, back, walk.
- 4) Lope left lead big circle.
- 5) Lope left lead small circle.
- 6) Jog, stop.
- 7) 270 turn left.
- 8) Jog, stop.

	Back
	Lope
	ext. Lope
	Jog
	Ext. Jog
	Walk
	Lead change flying/simple

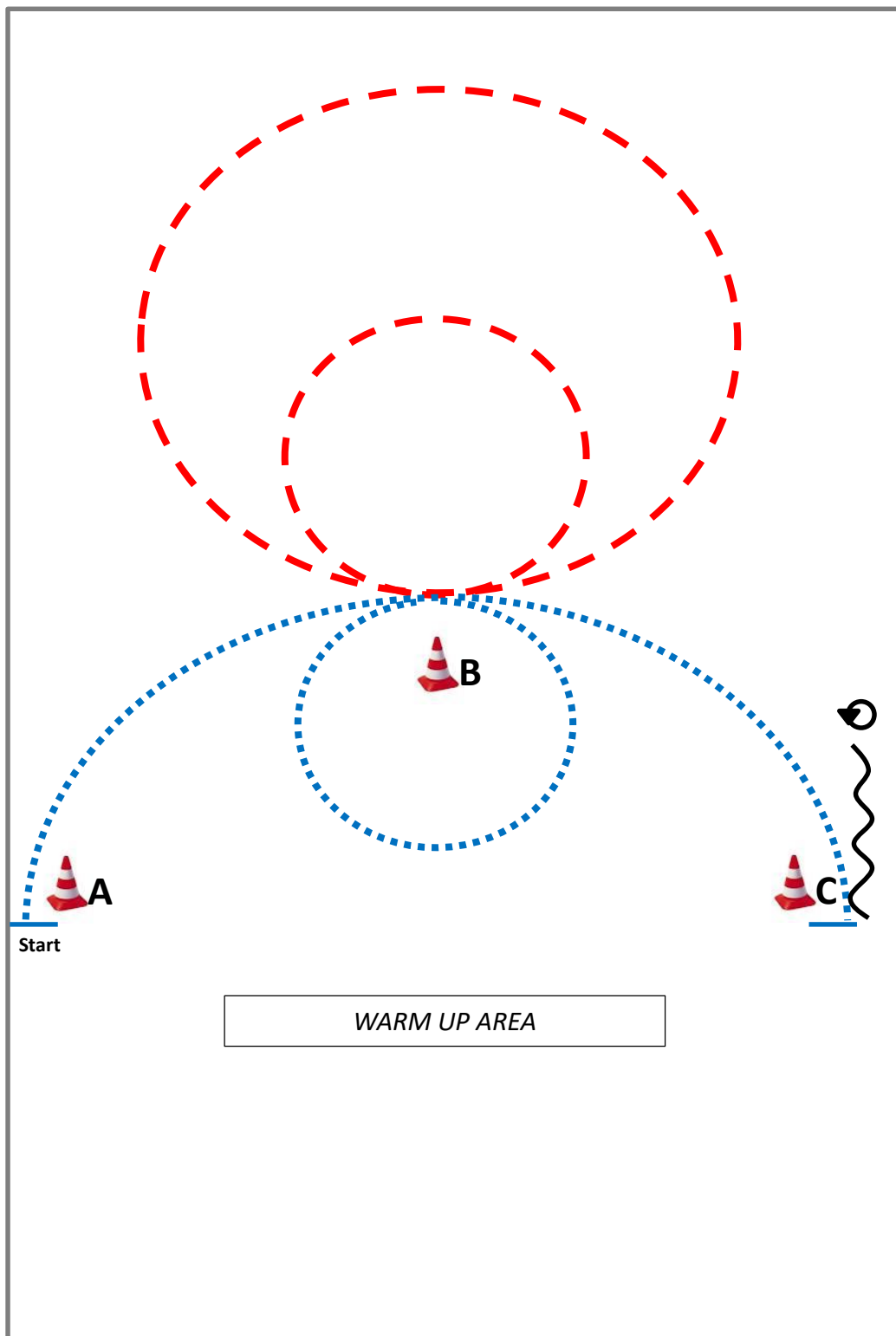
Pattern WHS LK 4 A/B, 5A/B



- Be ready at A.
- 1) Walk, jog.
 - 2) Jog small circle around B.
 - 3) Jog small circle.
 - 4) Lope left lead big circle.
 - 5) Jog, stop.
 - 6) Back.
 - 7) 360 turn (right or left).
 - 8) Walk, stop.

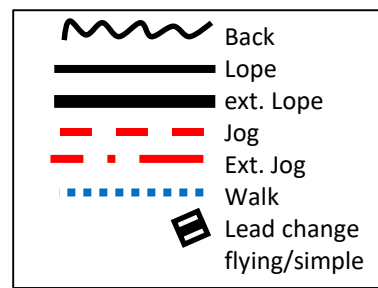
	Back
	Lope
	ext. Lope
	Jog
	Ext. Jog
	Walk
	Lead change flying/simple

Pattern WHS WT

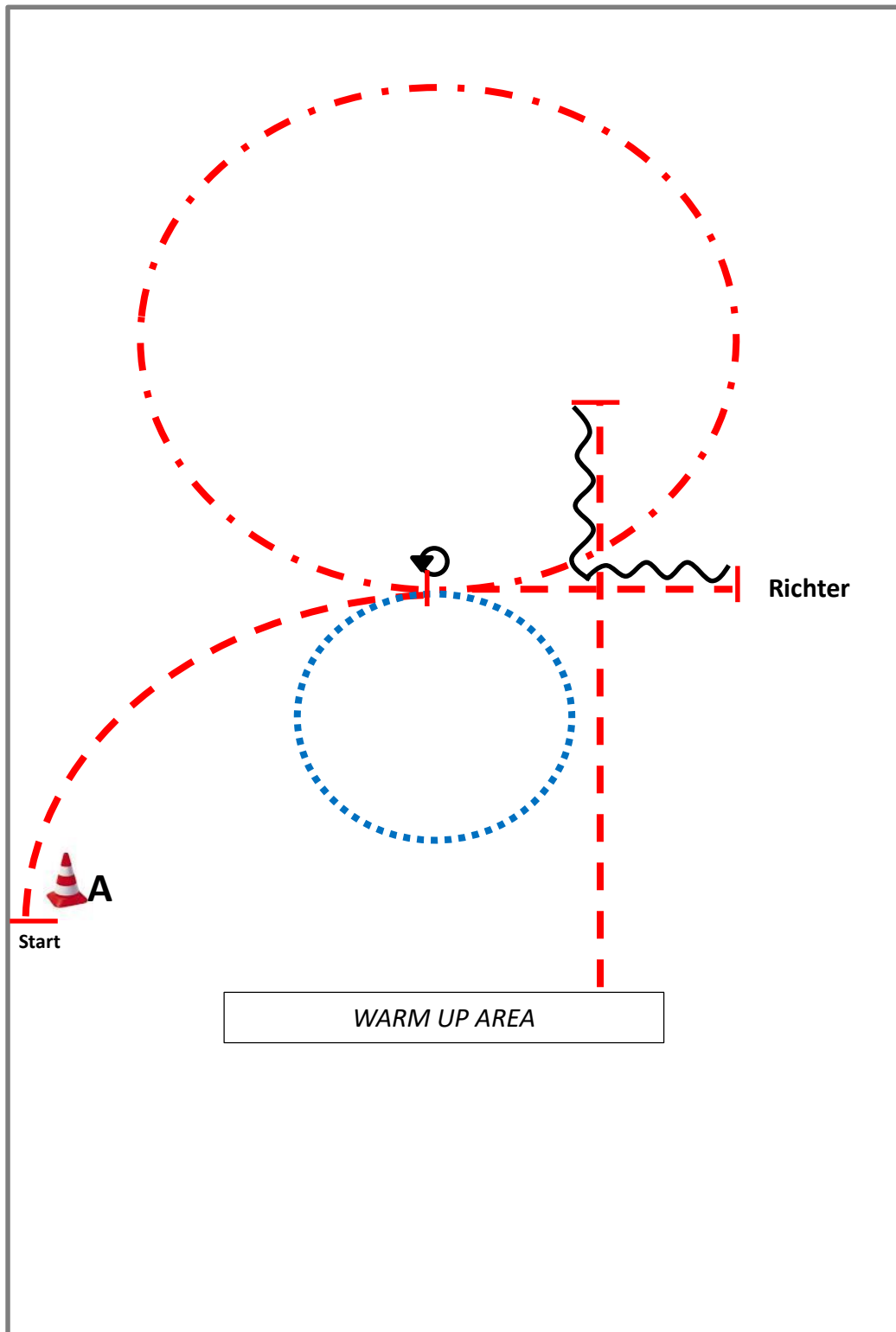


Be ready at A.





- 1) Walk.
- 2) Walk small circle around B right.
- 3) Jog big circle left.
- 4) Jog small circle right.
- 5) Walk, stop.
- 6) Back.
- 7) 180 turn (right or left).



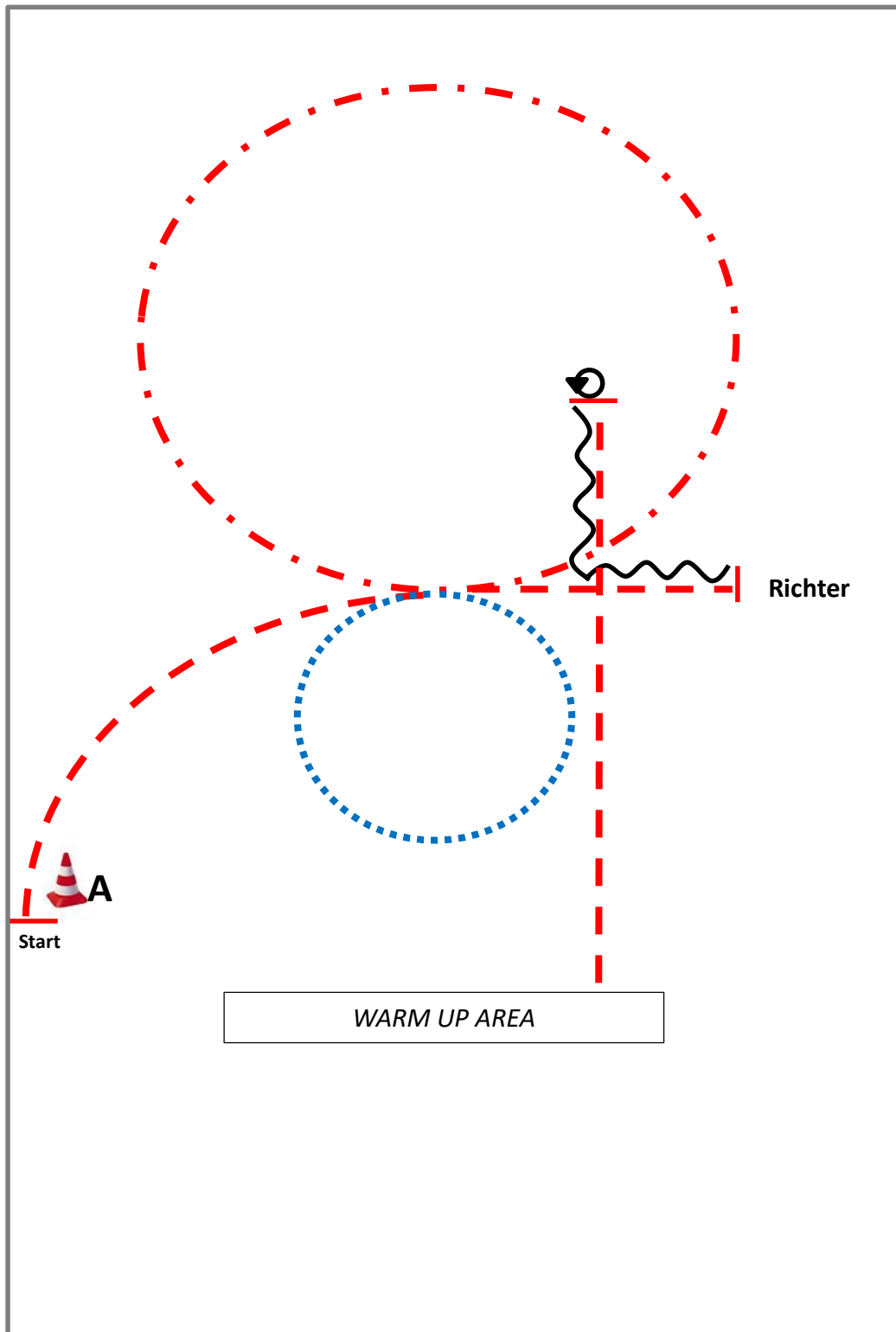
Pattern SSH Q 1/2 A/B



- Be ready at A (short set up)
- 1) Trot, walk small circle.
 - 2) Extended trot big circle.
 - 3) Stop, turn 720, trot, stop.
 - 4) Set up.
 - 5) Back, trot out.





	Back
	Trot
	Ext. Trot
	Walk

Pattern SSH 1 A, 2A, 3 A und LK 1-3B

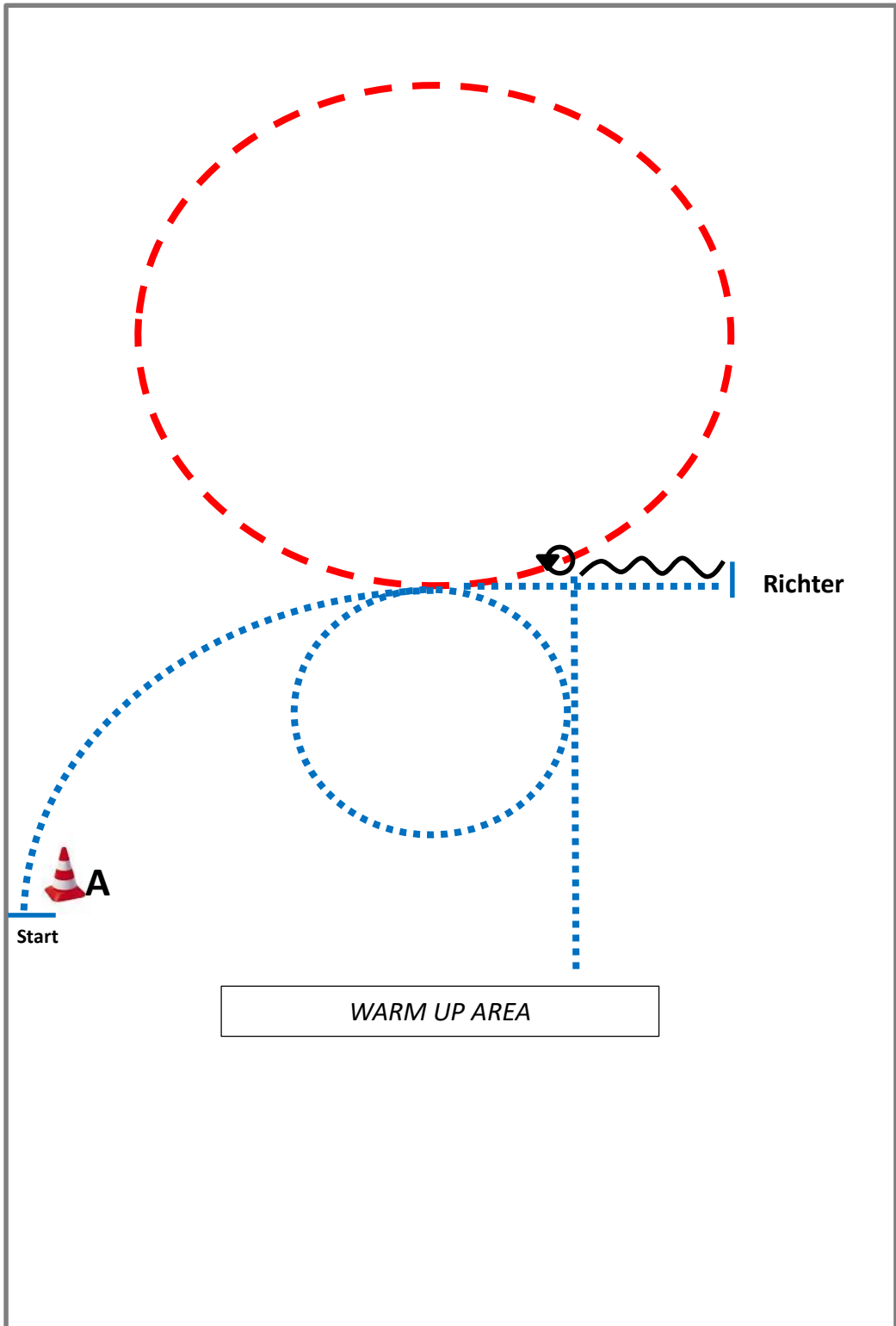


Be ready at A (short set up)

- 1) Trot, walk small circle.
- 2) Extended trot big circle, trot, stop.
- 3) set up.
- 4) Back.
- 5) Turn 360, trot out.





	Back
	Trot
	Ext. Trot
	Walk

Pattern SSH 4 B, 5 A/B

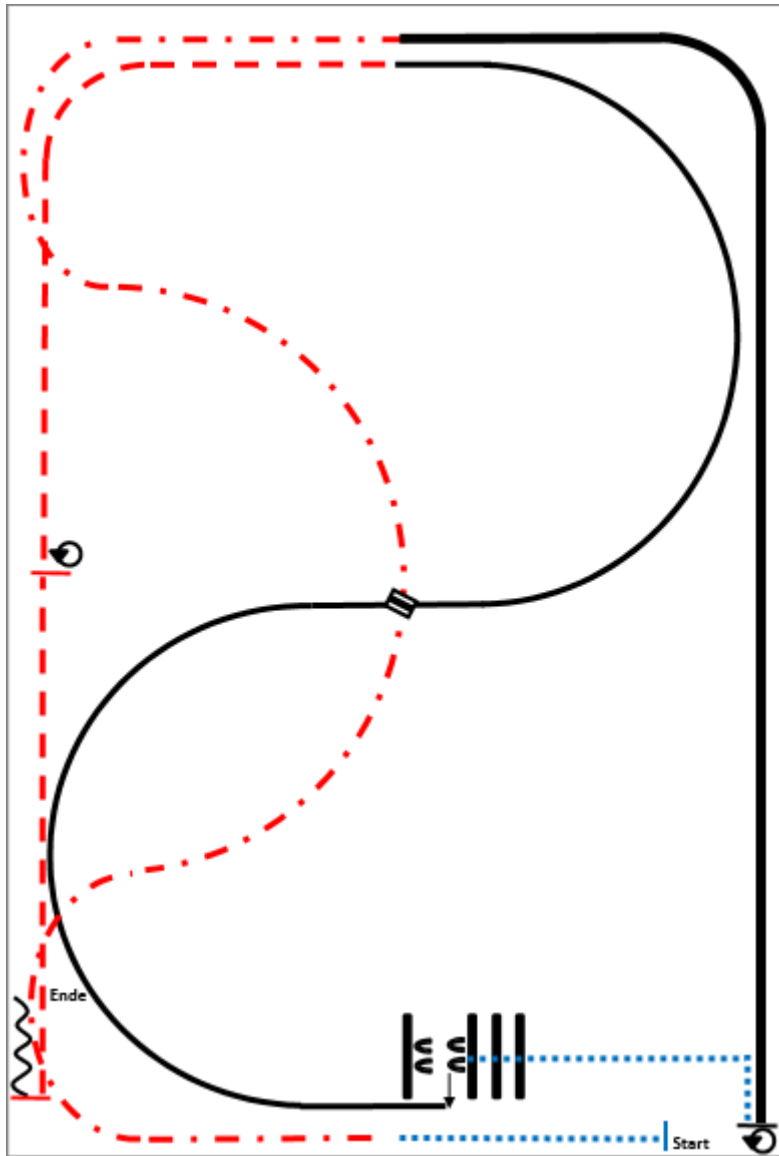


WARM UP AREA








- Be ready at A (short set up)
- 1) Walk, walk small circle.
 - 2) Trot big circle, walk, stop.
 - 3) set up.
 - 4) Back.
 - 5) Turn 90, walk out.

	Back
	Trot
	Ext. Trot
	Walk

Pattern Q LK 1 / 2 A sen. + Q LK 2/1 B Ranch Riding (#6 aus Q-Patternpool 2017)

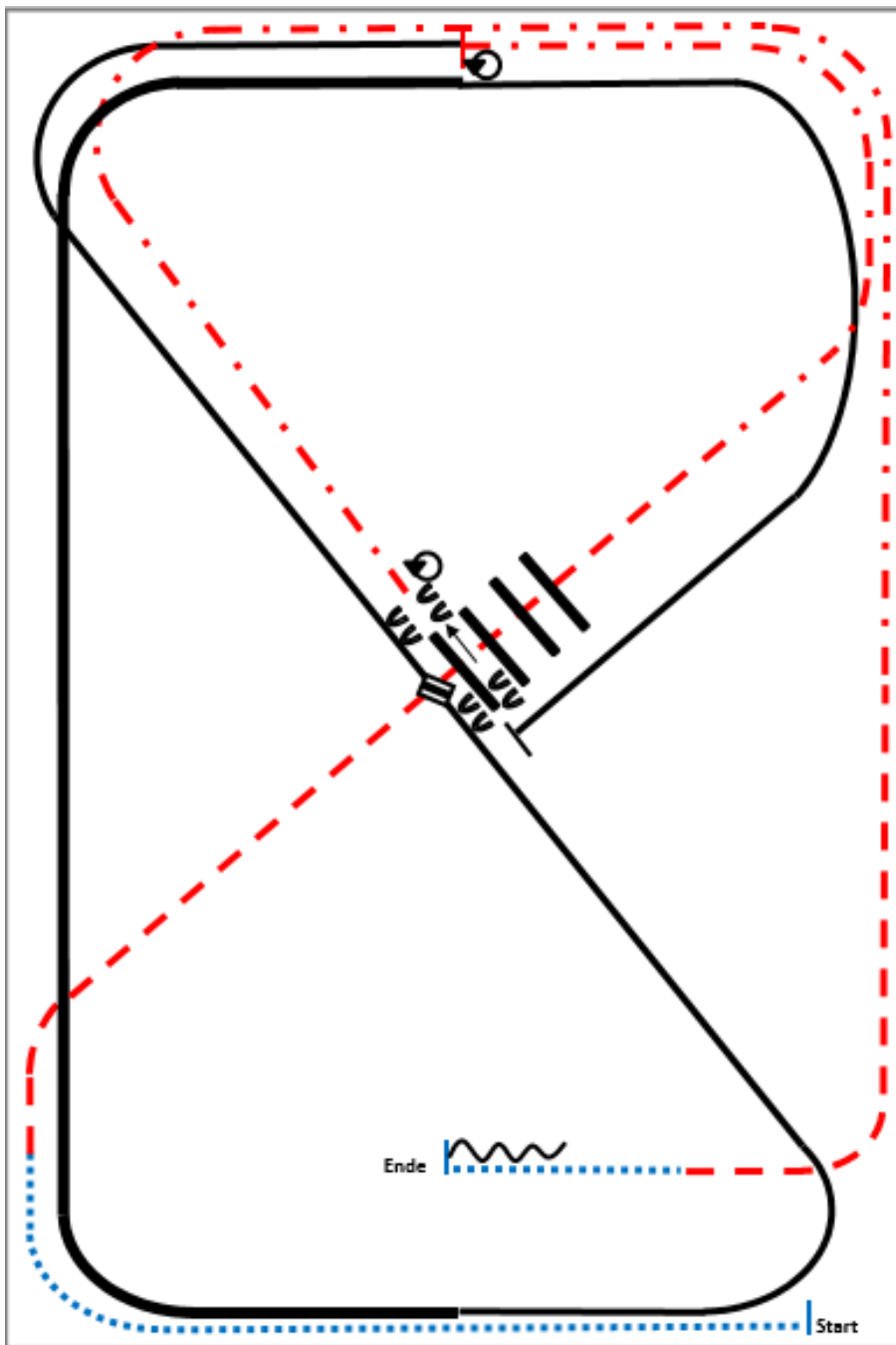


- 1) Walk.
- 2) Extended trot serpentine.
- 3) Extended lope right lead.
- 4) Stop, 180° turn right.
- 5) Walk.
- 6) Walk over, sidepass left.
- 7) Lope right lead.
- 8) Lead change.
- 9) Lope left lead.
- 10) Trot.
- 11) Stop, 360° turns each direction either way first.
- 12) Trot, stop, back.








	Back
	Lope
	Ext. Lope
	Trot
	Ext. Trot
	Walk
	Lead change flying/simple

Pattern Q LK 1 / 2 A jun. Ranch Riding

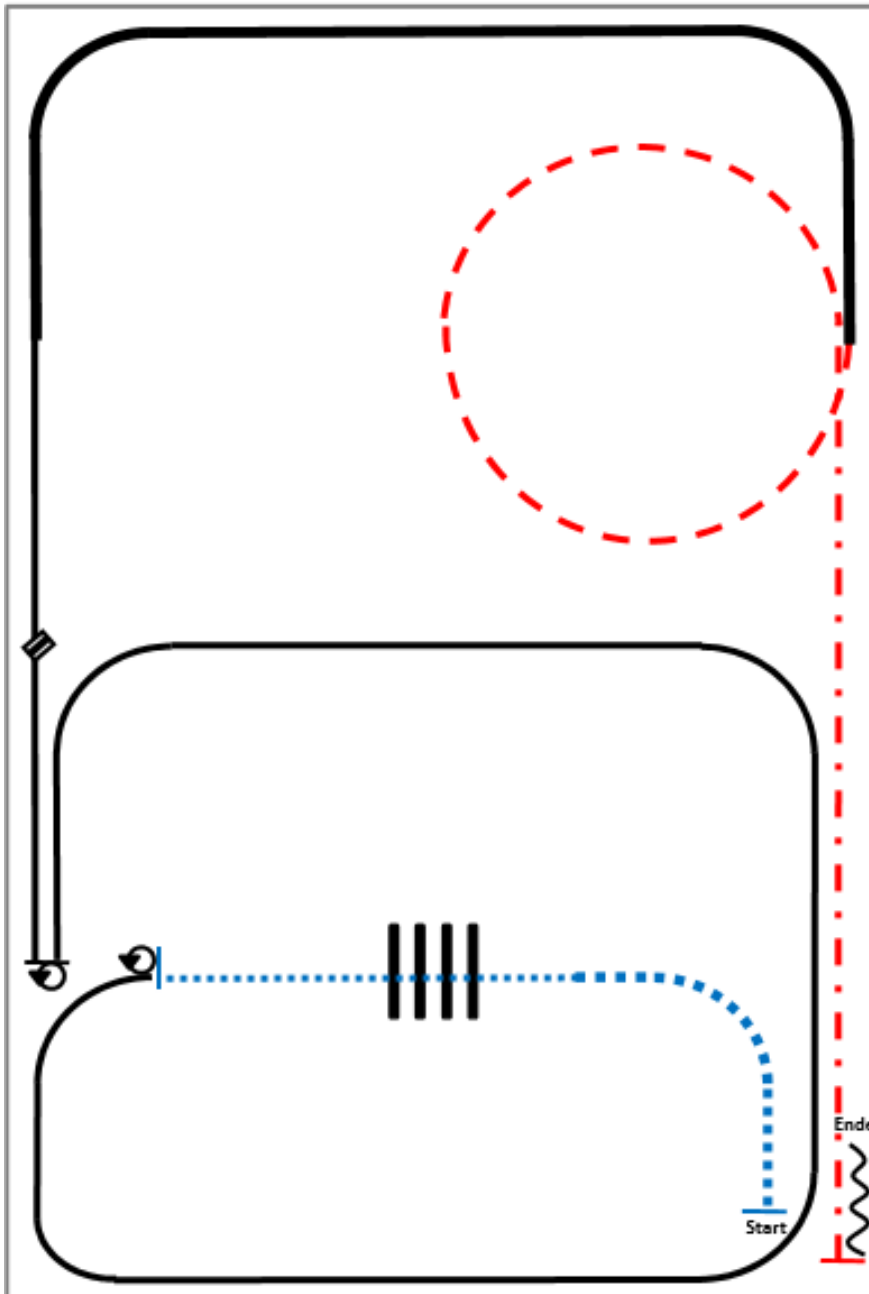
(#4 aus Q-Patternpool 2017)



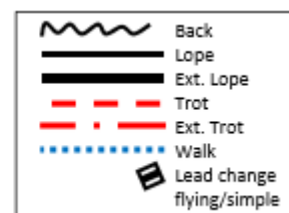
- 1) Walk.
- 2) Trot.
- 3) Trot over.
- 4) Extended trot.
- 5) Stop, 360° turn left.
- 6) Lope left lead.
- 7) Lead change.
- 8) Lope right lead.
- 9) Extended lope, lope.
- 10) Stop, sidepass right, 430° turn right.
- 11) Extended trot, trot.
- 12) Walk, stop, back.

	Back
	Lope
	Ext. Lope
	Trot
	Ext. Trot
	Walk
	Lead change flying/simple

Pattern LK 1/2 A sen. und LK 1 / 2 B Ranch Riding (#2 aus Q-Patternpool 2017)

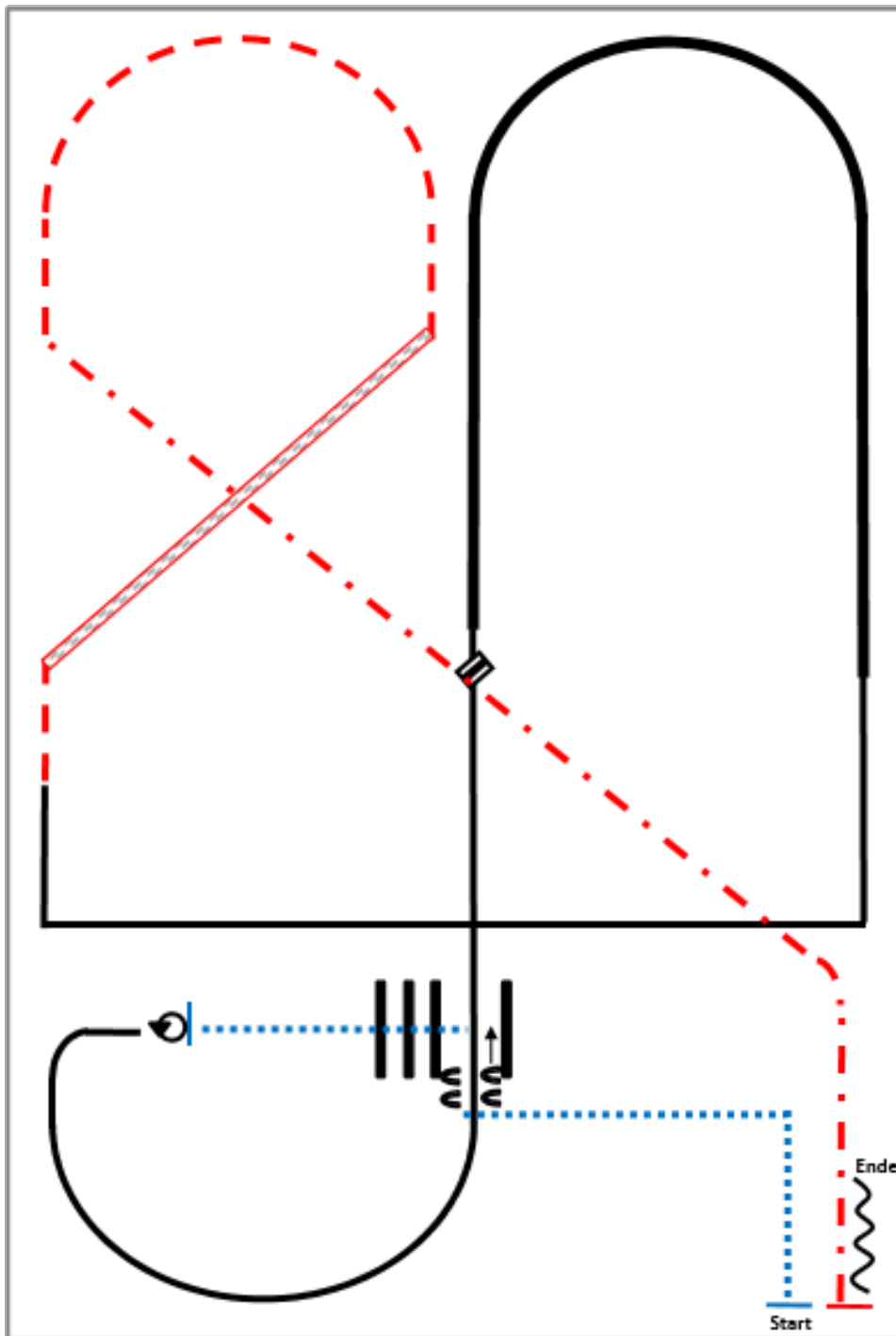


- 1) Extended walk.
- 2) Walk over, walk.
- 3) Stop, 360° turn left.
- 4) Lope left lead.
- 5) Stop, 180° turn right.
- 6) Lope left lead, lead change.
- 7) Lope right lead, extended lope.
- 8) Trot small circle.
- 9) Extended trot.
- 10) Stop, back.



Pattern LK 1 / 2 A jun. Ranch Riding

(#1 aus Q-Patternpool 2017)

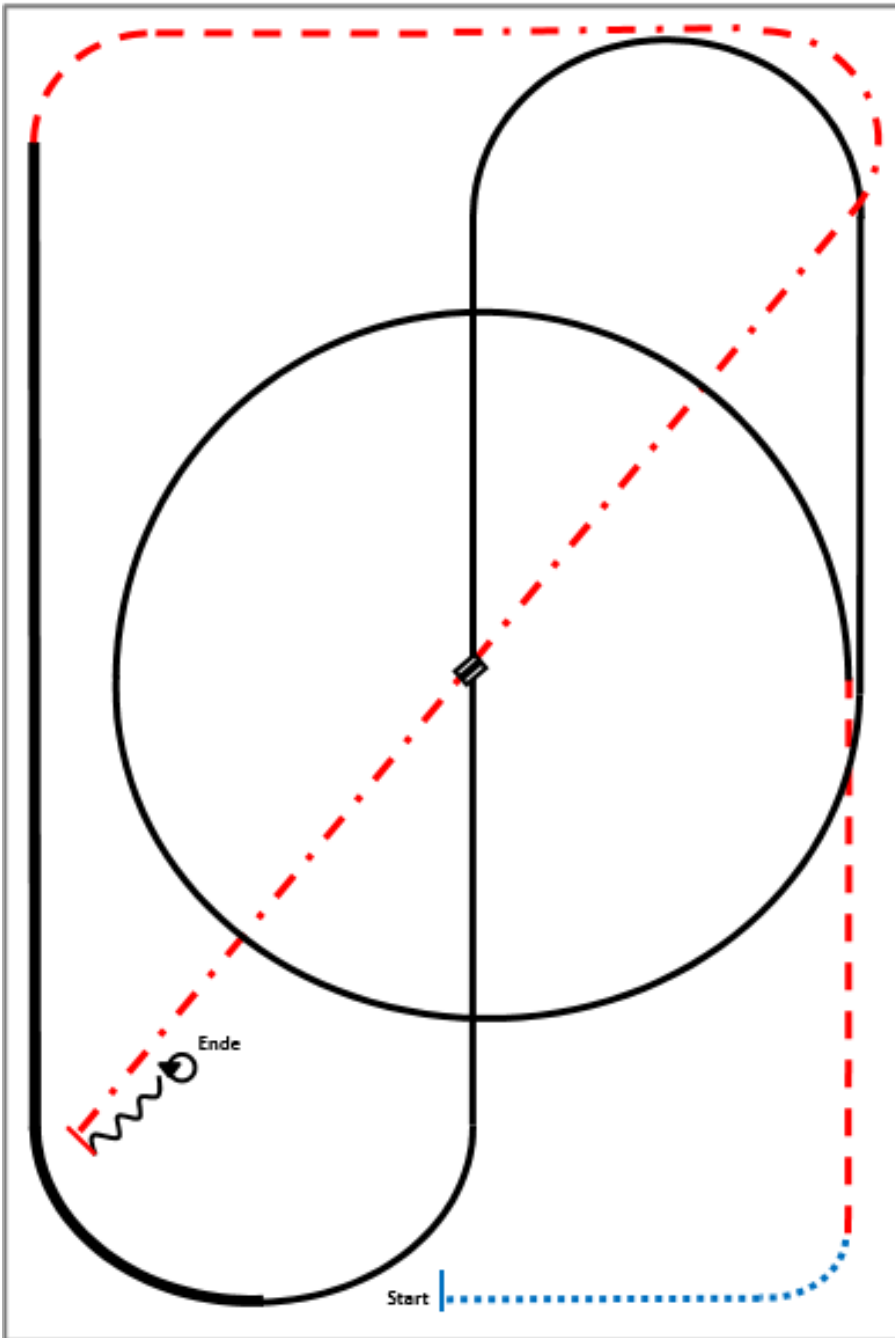


- 1) Walk corners.
- 2) Sidepass right, walk over.
- 3) Stop, turns 360° each direction either way first.
- 4) Lope left lead.
- 5) Lead change in the center of the arena, lope right lead.
- 6) Extended lope right lead.
- 7) Lope corners.
- 8) Trot, trot two track.
- 9) Trot.
- 10) Extended trot.
- 11) Stop, back.

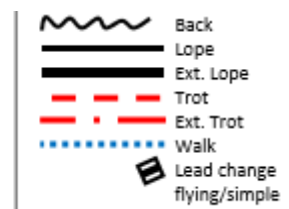
	Back
	Lope
	Ext. Lope
	Trot
	Ext. Trot
	Walk
	Lead change flying/simple

Pattern LK 3 A/B Ranch Riding

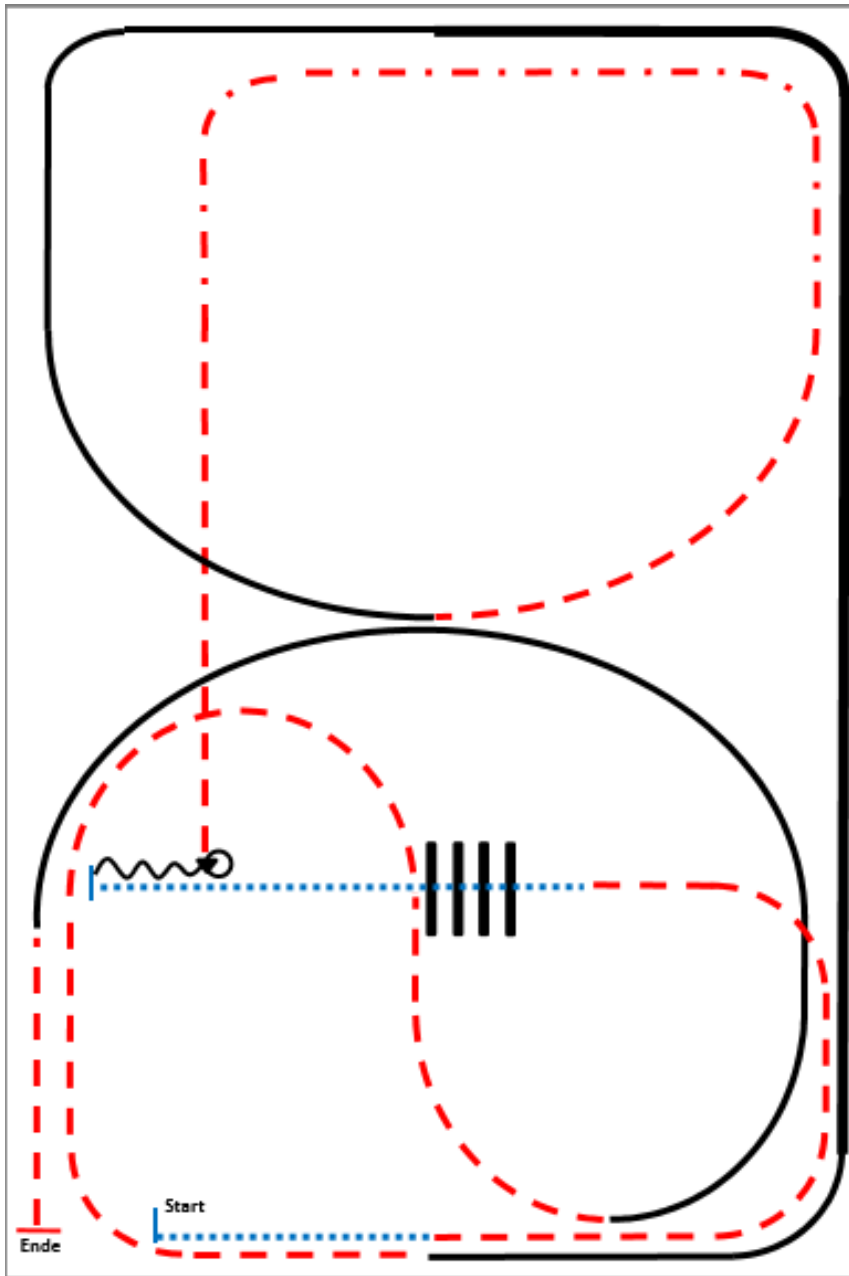
(#1 aus Patternpool 2017)










- 1) Walk.
- 2) Trot.
- 3) Lope left lead circle, lope.
- 4) Lead change in the center.
- 5) Lope right lead.
- 6) Extended lope.
- 7) Trot.
- 8) Extended trot.
- 9) Stop, back.
- 10) 360° turns each direction either way first.



Pattern LK 4/5 A/B Ranch Riding (#2 aus Patternpool 2017)



- 1) Walk.
- 2) Trot.
- 3) Walk over, walk.
- 4) Stop, back, 90° turn right.
- 5) Trot, extended trot, trot.
- 6) Lope right lead.
- 7) Extended lope, lope.
- 8) Trot.
- 9) Lope left lead.
- 10) Trot, stop.

	Back
	Lope
	Ext. Lope
	Trot
	Ext. Trot
	Walk
	Lead change flying/simple

26. GERMAN OPEN

DEUTSCHE MEISTERSCHAFT
WESTERNREITEN
DEUTSCHE MEISTERSCHAFT
REINING (FN)
DEUTSCHE MEISTERSCHAFTEN
MANNSCHAFTEN
JUGEND / SENIOREN

Go *on*

FACHVORTRÄGE &
MITMACH-EVENTS

SEPTEMBER 16-23
GUT MATHESHOF

KREUTH RIEDEN

ERSTE WESTERNREITER UNION DEUTSCHLAND e.V.

ewu

Erste Westernreiter Union
Deutschland e.V.

